


## A. Census Questionnaire



REPUBLIC OF NAMIBIA  
MINISTRY OF AGRICULTURE,  
WATER AND FORESTRY



### Section 01: Households Listing within PSUs

IDENTIFICATION: R [ ][ ] C [ ][ ][ ][ ] PSU [ ][ ][ ] DU N [ ][ ] HH N [ ][ ][ ][ ]

01. REGION ..... [ ][ ]

02. CONSTITUENCY..... [ ][ ][ ]

03. PSU..... [ ][ ][ ]

04. DU Number ..... [ ][ ][ ]

05. HH Number ..... [ ][ ][ ]

**General information**

STARTDATE    [ ][ ]    Month    [ ][ ]    YEAR **2014**

STARTTIME    [ ][ ]    H    [ ][ ]    Min

ENDDATE    [ ][ ]    Month    [ ][ ]    YEAR **2014**

ENDTIME    [ ][ ]    H    [ ][ ]    Min

<b>Interviewer Identification</b>

### List All Households and Holdings in the Primary Sampling Unit (PSU)

[illegible]

<b>Toilet facility Type</b>  1=Flush/pour toilet inside house 2=Flush/pour toilet shared by houses 3=Dry sanitation toilet (VIP) outside yard 4=Dry sanitation toilet (VIP) shared by houses 5=No toilet use bush 6=Other, specify 0=Skip	<b>What is the distance (meters) to the nearest water point for use by the Household? (Respondent estimate)</b>	<b>Does any Member of this Household engage in Agricultural Activities within this PSU?</b> 0= skip 1= Yes 2= No (If "No", skip to question q116-q119)	<b>Serial No number of agricultural households within the PSU</b>	<b>Number of people in the household</b> 1= 1 person 2= 2 to 3 persons 3= 4 to 5 persons 4= 6 to 9 persons 5= 10 or more persons	<b>Number of economically active members</b> 1= 1 person 2 = 2 persons 3= 3 persons 4= 4 persons 5= 5 or more persons	<b>Crop Land Area</b> 0= Skip 01= None 02= Under 0.5 ha 03= 0.5 ha and under 1 ha 04= 1 ha and under 2 ha 05= 2 ha and under 3 ha 06= 3 ha and under 4 ha 07= 4 ha and under 5 ha 08= 5 ha and under 10 ha 09= 10 ha and under 20 ha 10= 20 ha and under 50 ha 11= 50 ha and under 100 ha 12= 100 ha and over 99= Don't Know 99	<b>Permanent agricultural workers</b> 0= Skip 01= None 02= 1 Worker 03= 2 Workers 04= 3 Workers 05= 4 Workers 06= 5 Workers 07= 6 Workers or more workers 99= Don't know	<b>Number of Cattle</b> 00= Skip 01= None 02= 1 to 2 heads 03= 3 to 4 heads 04= 5 to 9 heads 05= 10 to 19 heads 06= 20 to 49 heads 07= 50 to 99 heads 08= 100 to 199 heads 09= 200 to 499 heads 10= 500 heads and over 99= Don't know
q0107	q0108	q0109	q0110	q0111	q0112	q0113	q0114	q0115

Number of Goats 00= Skip 01= None 02= 1 to 4 heads 03= 5 to 9 head 04= 10 to 19 heads 05= 20 to 49 heads 06= 50 to 99 heads 07= 100 to 199 heads 08= 200 to 499 heads 09 = 500 heads and over 99= Don't know	Number of Sheep 00= Skip 01= None 02= 1 to 4 heads 03= 5 to 9 head 04= 10 to 19 heads 05= 20 to 49 heads 06= 50 to 99 heads 07= 100 to 199 heads 08= 200 to 499 heads 09 = 500 heads and over 99= Don't know	Number of Chickens 00= skip 01= None 02= 1 to 9 chickens 03= 10 to 49 chickens 04= 50 to 199 chickens 05= 200 to 999 chickens 06= 1000 to 4999 chickens 07= 5000 to 9999 chickens 08= 10000 chickens and over 99= Don't know	Fishing		Aquaculture	Forestry	Final Listing Status  1= Completed 2= Partially completed
			On-Farm 0= skip 1= Yes 2= No	Off-Farm 0= skip 1= Yes 2= No	0= skip 1= Yes 2= No	0= skip 1= Yes 2= No	
q0116	q0117	q0118	q0119	q0120	q0121	q0122	q0123

# NAMIBIA CENSUS OF AGRICULTURE

## Section 02: Demographic characteristics and activity status of each household members

01. REGION ..... [ ] [ ] 02. CONSTITUENCY..... [ ] [ ] [ ]	03. PSU..... [ ] [ ] [ ] 04. DU Number ..... [ ] [ ] [ ] 05. HH Number ..... [ ] [ ] [ ]
<b>General information</b>	
STARTDATE    [ ] [ ]    Month    [ ] [ ]    YEAR <b>2014</b> STARTTIME    [ ] [ ]    H    [ ] [ ]    Min  ENDDATE       [ ] [ ]    Month    [ ] [ ]    YEAR <b>2014</b> ENDTIME       [ ] [ ]    H    [ ] [ ]    Min	
<b>Interviewer Identification</b>	

## Section 02: Demographic characteristics and activity status of each household members

Person Number	List of Household members (START FROM THE HEAD)	Relationship to Head of Household	Sex	Age	Marital Status	Education	Literacy
		1= Head 2= Spouse 3= Son/Daughter 4= Son/Daughter in Law 5= Parent 6= Grandchild7= Other relative 8= Other non-relative9= Domestic Worker 99= Don't Know	1= Male 2= Female	00= less than 1 year 98= If 98 or more 99= Don't know	1= Never married 2= Married with certificate 3= Married traditionally 4= Consensual union 5= Divorced 6= Widowed 7=Separated 99=Don't know	(For persons 5 years and above) Highest level of education completed. 0= None 1= Pre-primary 2= Primary 3= Junior Secondary 4= Senior Secondary 5= Certificate 6= Diploma 7= Tertiary/Degree 99=Don't know	Can Household Member Read or Write in any Language? 1= Yes 2= No
q0200	q0201	q0202	q0203	q0204	q0205	q0206	q0207
1							
2							
3							
4							
5							
6							
7							
8							

[illegible]



### Section 03: Land Under different Land Uses

**List all parcels/fields plots under crop and under other land uses in q301**

[illegible]

### Section 03: Land Under different Land Uses

[illegible]

## Section 04: Extension visits/ services and Agriculture Information

[illegible]

## Section 04: Extension visits/ services and Agriculture Information

Extension Service Topic No		Which of the following extension services satisfy your need?	Which of the following agricultural related information were received by this holding?	
			Information Topic (Select all that apply)	Main information source
		a=MAWF veterinary services b= MAWF agricultural extension c= Farmers' unions d= NGO e= MAWF rural water supply f=Meat Board of Namibia g=Agronomic of Namibia h=Agra Co-operation i=MAWF - Forestry. j=Private sector Dealers k=Internet l= Ministry of Environment m Other	a= Weather b= Crop varieties c= New agricultural practices d= Farm machinery e= Credit facilities f= Plant diseases and pests g= Marketing h=Rangeland management i=Livestock husbandry & diseases j=Agronomic practices k=Water & Irrigation l=Fish farming m= HIV/AIDS o=Other	a= Radio b= Television c-= Internet d-= Newspaper e= Magazines/Bulletins f= Extension officers g= Farmer to farmer h= Farmers' associations i= Agric show/exhibitions j= Neighbour k= Other
		Q0408	Q0409	Q0410

## Section 05: Access to Facilities

[illegible]

## Section 06: Means of Transportation

**q0601. Does this household have any means of transportation?** 1= Yes; 2= No |\_\_|

(If yes, Record only the main means of transportation); If "No", ➡ Go to the next Section 07

	Means of transport used	Source of Main access (reference to q602)	If Owned , how many
<b>Means Transport No</b>	1= Head loading 2= Car/Pick up 3= Lorry 4= Tractor 5= Bicycle 6= Oxen 7= Oxen cart 8 = Donkeys 9=Mules 10= Donkey cart 11= Boats/Ferry 12= Wheelbarrow 13= Trailers /Truck 14= Horses 15= Canoes 16= Sledge 17=Others 0=skip	1= Owns 2= Borrow 3= Rent 4= Others	
	q0602	q0603	q0604

## Section 07: Storage facility

**q0701: Does the holding have any storage facility for produce?** 1= Yes 2= No |\_\_|

(If "No",  $\Rightarrow$  go to the next Section 08)

Storage Facility No	Type of storage facility used	Type of unit used to fill the storage facility	Number of units used	Weight in Kg.	Volume (for office use only)
	1= granary 2= In the house 3= Specific house/room 4= Under shelter/outside 5= Sealed containers 6= Bags 7 = Drums 8= Silo 9= Cold storage 10= under ground 11=other 0 =Skip	1= Latta (25kg) 2= Bags (50kg) 3= (51 kg to 100kg)			
	q0702	q0703	q0704	q0705	q0706

## Section 08: Source Of Loan

Q0801 Did this holding apply for a Loan for agricultural purposes in the last 5 years? |\_\_|

1= Yes      ➡      Go to q0802

2= No, if No      ➡      Go to the 09 section

Q0802 Was the loan granted? |\_\_|

1= Yes, if Yes      ➡      Go to q0803 - q0806

2= No, if No      ➡      Go to q0807

Serial number of items	Source of Loan received during last 5 years	Loan Period	What was the reasons of the Loan?	Type collateral security	If it was not granted, why not?
	1= AgriBank 2= Development Bank of Namibia 3= Commercial Banks 4= Micro finances institutions 5= Money lenders 6= Self-help group 7= Under shelter/outside 8= Government 9= NGO 10=Family and friends 11= Other 0=Skip	1= Less than 1 Year 2= Between 1 and 3 years 3= More than 3 years 4= Others	1= Agriculture labour 2= Seeds 3= Fertilizer 4= Agro chemicals 5= Farm implements and machinery 6= Irrigation structures 7= Livestock 8=Aquaculture(marine resources and fisheries) 9= Bee farming(pollination) 10= Trading agricultural produce 11= Tractor 12= Borehole 13= Debushing 14= Threshing 15= Other agricultural purposes	1= No collateral 2= Land title 3= Crops 4= Livestock 5= Salary 6= Third party 7= Other	1= Lack collateral security 2= Not profitable 3= Ignorance 4= Negative past experience(ITC) 5= Not applicable 6= Other
	q0803	q0804	q0805	q0806	q0807



## Section 09: Farm management Practices (Only For Crops Fields)


Parcel no	Fields no	Plot no	Type of Ownership	Did you use any type of irrigation during the last 12 months	Which irrigation method was used on the irrigated area?	What was the source of irrigation water	Did the holder pay for irrigation
			1 = Own 2 = Rented 3 = Other 0=Skip to end section	1= Yes 2 = No	1 = Surface irrigation 2 = Sprinklers 3 = Drop irrigation	1= River /Lake/Pond/Mountain / by gravity 2= River /Lake/Pond/by pumping/ 3= Dam /Reservoir /Earth dam 4= Deep Well/Tube well 5= Shallow well 6= Municipal/Town Council Water supply 7= Harvested 8 = Borehole 9 = Waste water/semi purified 10 = Rural Water Supply 11= Canal	1 = Yes 2 = No
			q0901	q0902	q0903	q904	q0905

### Section 09: Farm management Practices (Only For Crops Fields)

Parcel no	Fields no	Plot no	Irrigation water payment terms	What was the frequency of for water payment for irrigation?	Agricultural Inputs ( Indicate all that apply)	Main source of supply of inputs	(if the response in q0908 is 1 and 4, reason for not using improved input
			1 = water fee per ha 2 = water fee per volume 3 = other	1 = Quarterly 2 = Once a month 3= Annually 4= Others	1= Local seeds 2= Improved seeds 3= hybrid seeds 4= Organic fertiliser 5= Inorganic fertiliser 6= Pesticides 7=Herbicides 8= Fungicides 9= Other	1 = own 2 = markets 3 = cooperatives 4 = government 5 = NGO's	1 = No knowledge 2 = Too expensive 3 = Not available 4 = do not see usefulness 5= others
			q0906	q0907	q0908	q0909	q910

## Section 10: Aquaculture (Fish Farming)

q1001: Was Fish Farming carried out by this holding during the past 12 months?

(If « No »,  go to the section11)

Q1002 Do you have a pond/dam? |  Yes = 1 NO = 2, If yes size of pond in m2

[illegible]

## Section 10: Aquaculture (Fish Farming)

Q1011 Was partial harvest from fish farming carried out on this farm during the past 12 months? |\_\_|

1=yes

2=no

(If « No », ➡ go to Q1013)

Q1012: What was the reason for partial harvest? |\_\_|

1 = Own Consumption

2 = Marketing

3 = Other

Q1013 For how many years did the farmer practice aquaculture? |\_\_|

1 = the last three years

2 = the last five years

3 = the last ten years

4 = over ten years

### Water used for aquaculture

Water Type Number	What is the water type 1 = Freshwater 2 = Brakish water 3 = Other	What is the water source 1 = Rain-fed 2 = Groundwater/ borehole 3 = Rivers/canals 4 = Lakes/reservoirs 5 = Dams
	q1014	q1015


## Section 10: Aquaculture (Fish Farming)

### Management of Site

<b>Type of Activity</b> 1 = Feeding 2 = Water monitoring 3 = Cleaning 4 = Feeding & Water monitoring 5 = Feeding & Cleaning 6 = Harvesting/fishing 7= Watering & Cleaning 8 = All of the above	Number of male workers	Number of female workers
<b>q1016</b>	<b>q1017</b>	<b>q1018</b>

## Section 11: Forestry

Q1101 PRESENCE OF FOREST 1= Yes 2= No ☐

If "NO"  Go to the next section 12

### AREA OF FORESTRY AND OTHER WOODED LAND

Measured area of forest land and other woodland should be transferred from Section 03

Serial No	TYPE 0 = Skip 1= Forestry 2= Other wooded land	AREA	AREA	TOTAL
		(as primary land use)	(as secondary land use)	
	q1102	q1103	q1104	q1105

### Q1106 MAIN PURPOSE OF FOREST AND WOODED LAND

Production	<input type="checkbox"/>
Soil and water management	<input type="checkbox"/>
Multiple use	<input type="checkbox"/>
Conservation	<input type="checkbox"/>
Sustainable livelihood	<input type="checkbox"/>
Wood cover	<input type="checkbox"/>
Biodiversity	<input type="checkbox"/>
Fodder	<input type="checkbox"/>
Other (e.g. Windbreaks)	<input type="checkbox"/>

#### CODES

1= Yes

2= No

Q1107. PRESENCE OF AGRO-FORESTRY PRATICES ON THE HOLDING 1= Yes 2= No ☐

## Section 12: Apiary

**Q1201: Is apiary in this holding?** 1 = Yes 2 = No |  |

If “No”  Go to next section 13

**Number of bee hives by type and by honey quantity produced during the last 12 months**

Type No	TYPE OF BEE HIVE 1= Local 2= Kenya Top-Bar 3= Langstroth 4= Others 0= skip	NUMBER OF BEE HIVES		PRODUCTION (Kg)
		Colonized	Non-Colonized	
	q1202	q1203	q1204	q1205





## Section 13: Food Security

### Main Reasons Food Shortage

q1306. First main reason

q1307. Second main reason

q1308. Third main reason

#### CODES

00= Skip

01= Loss of crops/Insufficient production

02= Lack of jobs

03= Inability to work because of illness or injury

04= Disabled, old age

05= Lack of adequate land

06= Lack of adequate capital

07= Family too big

08= Lack of adequate labour

09= Over selling produce

10= Loss of livestock

11= Others

99 = Don't Know

What was the households' immediate response to food shortage?

Serial No		Immediate response(Change in eating pattern)  1= Skipping meals 2= Eating less preferred food 3= Reducing the size of meal	By which household member			
			Adult Male	Adult Female	boys	Girls
			1=Yes 2 =No	1 =Yes 2 = No	1 =Yes 2 = No	1 = Yes 2 = No
		q1309	q1310	q1311	q1312	q1313

## Section 13: Food Security

Q1319. Is the household likely to experience food shortage during the next 12 months?

Which of the following natural disasters did the household experience?

Serial No	Steps taken to alleviate food shortage 1= Use saving to buy food 2= Take out a loan 3= Sell land 4= Sell livestock 5= Get another job 6= Start or expand family business 7= Social grand 8= Food relief 9= Help from charities	By whom			
		Adult Male	Adult Female	Boys	girls
		1 = Yes 2 = No	1 = Yes 2 = No	1 = Yes 2 = No	1 = Yes 2 = No
	q1314	q1315	q1316	q1317	q1318

Q1319 Is the household likely to experience food shortage during the next 12 months?


1 = Yes 2 = No    ☐ ☐

Which of the following natural disasters did the household experience?

<div style="border: 1px solid black; padding: 10px;"> <p><b>Natural disasters</b></p> <p>q1320. Floods and tidal waves                      <input type="checkbox"/></p> <p>Q1321 Drought    <input type="checkbox"/></p> <p>Q1322 Hailstorms    <input type="checkbox"/></p> <p>q1323. Pests/diseases                                   <input type="checkbox"/></p> <p>q1324. Erratic rains                                      <input type="checkbox"/></p> <p>q1325. Wild fires    <input type="checkbox"/></p> <p>q1326. Other    <input type="checkbox"/></p> <p><b>Man-made disasters</b></p> <p>q1327. Insecurity    <input type="checkbox"/></p> <p>q1328. Wild fires    <input type="checkbox"/></p> </div>	<p><b><u>Codes</u></b></p> <p>0 = No damage</p> <p>1 = Slight</p> <p>2 = Moderate</p> <p>3 = Severe</p>
--	---

## Section 14: Economic Activity

q1401. Are there other Economic Activities on the holding? Yes = 1 No = 2 |\_\_|

If no,  go to Section 15

[illegible]

## Section 14: Economic Activity

Q1407. What are the other sources of income?

[illegible]

## Section 15: Labor Inputs

Number of members of the holdings who worked permanently or temporarily on the holding during the past 12 months.

Indicate the numbers of the household who was involved in the agricultural activities Permanent or temporarily for the past 12 months.

**Permanent workers:** Is a person who works on the holding to perform farm activities for at least six months during the agricultural season. **Temporary workers:** Is a person who works on the holding for a period less than six months during the agricultural season.

### PERMANENT BASIS

q1501. ADULT MALES 15 years above [ ][ ][ ]

q1502. ADULT FEMALES 15 years above [ ][ ][ ]

q1503. CHILDREN BOYS 15 years below [ ][ ][ ]

q1504. CHILDREN GIRLS 15 years below [ ][ ][ ]

### TEMPORARY BASIS

q1505. ADULT MALES 15 years above [ ][ ][ ]

q1506. ADULT FEMALES 15 years above [ ][ ][ ]

q1507. CHILDREN BOYS 15 years below [ ][ ][ ]

q1508. CHILDREN GIRLS 15 years below [ ][ ][ ]

q1509. Did the HH have any paid employee during the agricultural season? 1=Yes 2=No [ ][ ]

If no, ➡ go to Section 16

How many persons were in paid employment during the last 12 months?

Number of persons paid employees:

### PERMANENT BASIS

q1501. ADULT MALES (Numbers) [ ][ ][ ]

q1502. ADULT FEMALES (Numbers) [ ][ ][ ]

q1503. CHILDREN BOYS (Numbers) [ ][ ][ ]

q1504. CHILDREN GIRLS (Numbers) [ ][ ][ ]

### TEMPORARY BASIS

q1505. ADULT MALES (Numbers) [ ][ ][ ]

q1506. ADULT FEMALES (Numbers) [ ][ ][ ]

q1507. CHILDREN BOYS (Numbers) [ ][ ][ ]

q1508. CHILDREN GIRLS (Numbers) [ ][ ][ ]

## Section 16: Equipment

**q1601. What types of equipment were within holding during the past 12 months?**

[illegible]

## Section 17: Production and disposition of crop products

[illegible]

## Section 17: Production and disposition of crop products

[illegible]



## Section 18: Livestock

Did any member of the household raise or own any livestock during reference period?

1= Yes 2= No |\_\_| (If "No", ➡ go to the q1807)

Livestock Serial No.	Livestock	Number reared/kept How many head of livestock did the holding raise or own?	How many owned by female Household members?
	q1801	q1802	q1803
1	Indigenous cattle (beef)		
2	Exotic (beef)		
3	Crossbreed (beef)		
4	Dairy cattle		
5	Bulls		
6	Cows		
7	Heifers		
8	Fem calves < 1 year		
9	Male calves < 1 year		
10	Tollies 1-3 years		
11	Oxen		
0	Skip		
<b>Total livestock</b>			
12	Boerbok (Female) /doe		
13	Boerbok (Male)/buck		
14	Other Goats (Male)		
15	Other Goat (Female)		
0	Skip		
<b>Goats total</b>			
16	Sheep (Male)/ ram		
17	Sheep (Female)/ewe		
0	Skip		
<b>Total Sheep</b>			
18	Pigs		
19	Donkeys/Mules		
20	Horses		
21	Dogs		
22	Cats		
23	Other specify		
0	Skip		
<b>Total Livestock Pigs Donkeys Horses Dogs Cats Other</b>			

## Section 18: Livestock

Livestock Serial No.	Poultry	Total number reared/kept How many poultry did the holding raise or own?	How many owned by female Household members?
	q1804	q1805	q1806
1	Indigenous Chicken		
2	Exotic Chicken (layers)		
3	Exotic Chicken (broilers)		
4	Ducks		
5	Geese		
6	Guinea Fowl		
7	Pigeons		
8	Others, specify		
0	Skip		
	<b>Total Poultry</b>		

### Livestock Intake 2013/2014 (during the last 12 months)

Livestock Type	Number of livestock bought or received from others	Number born How many head of livestock were born alive in the farm during the last 12 months	Total livestock Type
q1807	q1808	q1809	q1810
Cattle			
Goat			
Sheep			
Pig			
Poultry			

## Section 18: Livestock

### Livestock Off-take 2013/2014

Livestock Serial No.	Livestock Serial Number		Number sold/traded How many livestock were sold?	Number given away (gifts, traditional fines) How many head of livestock were given away as gift or traditional fines?	Total livestock take- off
	q1811	q1812	q1813	q1814	q1815
1	Cattle				
2	Goat				
3	Sheep				
4	Pig				
5	Poultry				
0	Skip				
Total Offtake					

## Section 18: Livestock

**Livestock Losses (2013/2014).**

Livestock Serial No.	Livestock Serial Number	Number of deaths due to disease	How many of livestock were stolen or lost?	Number Lost to Predators How many of livestock were lost to predator?	Number of Deaths due to Starvation How many of livestock died due to starvation?	Number of losses due to other reasons (Specify) e.g. drowning, lightning accidents) How many of the livestock lost due to other reasons	Total livestock Losses
	q1816	q1817	q1818	q1819	q1820	q1821	q1822
1	Cattle						
2	Goat						
3	Sheep						
4	Pig						
5	Poultry						
0	Skip						
<b>Total Losses</b>							

## Section 18: Livestock

**Q1823 what have been (for this household) the feeding practices of animal feeds for the livestock in the past 12 months?**

Livestock Serial No.	Feeding Practice		Livestock Type				
			Cattle	Goats	Sheep	Pigs	Poultry
	<b>Q1823</b>		q1824	q1825	q1826	q1827	q1828
1	Only grazing/Free ranging						
2	Mainly grazing /Free ranging with some feeding						
3	Mainly Feeding with some grazing/Free ranging						
4	Only feeding (no grazing or scavenging)						
5	Salt Licks						
6	Protein Licks						
7	Summaer Phosphate Supplementation						
8	Commercial feed meals						
9	Crop residue (e.g. maize/mahangu) stover						
10	Camelthorn pods						
11	Baled grass						
12	Lucerne						
13	Other						
0	Skip						

**Q1829 Main pasture management system used during the last 12 months**

	Pasture Management System
	01 =Rotational grazing based on available grazing land 02 = Rotational grazing based water points 03 = Continuous grazing 00=Skip
	<b>q1829</b>

## Section 18: Livestock

**q1830: Did the Household use the following practices on livestock?**

	1=Commercially prepared animal feeds 2=Veterinary drugs 3=Insemination 0=skip
1	
2	
3	

## Section 18: Livestock

**Note 1:** All parcels, fields and plots IDs under crop and under other land uses listed in Section 03 with the corresponding name of land use. And code should be transferred to this section

**Note 2:** Only consider fields more than 0.001 Ha for measurements

			Area in Ha measured with GPS (Clockwise)	Area in Ha measured with GPS (Anti- clockwise)	Number of Trees for Permanent Crops	Final Interview Status
Parcel No.	Field No.	Plot No	q1902	q1903	q1904	q1905

# CROP - CUTTING FORM

**FORM C - C**

REGION

CONSTITUENCY

PSU

DU No	Hh ID	Parcel No.	Field No.	Plot No.	Name of Crop	Crop Code	Pure or Mixed	Number of stands or stools of crop counted/ found on the plot	Wet			Dry			Farmer's Estimate		
									Weight	Day	Month	Weight	Day	Month	Unit of measurement	Number of Units measured	Condition /State (refer to code list)
1	2	3	4	5	6	7	8	9	10	11	12	13	14	15	16	17	18
1																	
2																	
3																	
9																	
10																	
11																	

Name of TS: .....

Signature:.....

Date:.....

Name of RS: .....

Signature:.....

Date:.....

.



